


How to grow your own oak tree

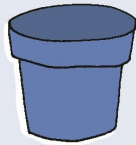


Shropshire
Wildlife Trust

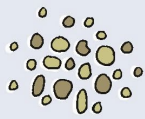
What you need:

- some acorns 

- a plant pot
(or big yoghurt pot/
ice cream tub)



- some stones
or gravel



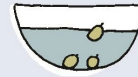
holes in
base for
drainage

- soil or peat-free
Compost



remember to
water it regularly
during summer

- 1 Collect acorns in the
autumn. Sort them out
- healthy acorns will sink
to the bottom of a bowl
of water



- 2 Layer stones/gravel in the pot,
then fill with soil/compost

- 3 Plant an acorn
by pushing it into
the soil with
your finger



acorn out of cup
pointed end up



the first leaves
should appear in
the first spring



minibeasts love oak
trees... one adult oak
tree can be home to
284 different species
of insect

plant out
in the
second
spring

Illustration: Corinne Welch © Copyright Royal Society of Wildlife Trusts 2015